



## Dear Parents,

please follow these steps to **ACTIVATE** your account the first time you use Parentapps Connect. Start by clicking **'Accept Invitation'** on the invitation you received from the school.

*If you have not yet received an invitation, please contact the school directly.*

### Connect by parentapps User Invitation

Hello, Harry Huntington

You have been invited by Becca School Demo to set up a Parentapps Connect account. Once you have registered your account you will be prompted to download the Parentapps Connect App. Type in the name or postcode of your organisation and enter your email and password to log in.

The app will give you access to important information such as messages, term dates, events, letters, consent forms, latest news and much more.

**Simply click the Accept Invitation button to register**

**Accept Invitation**

If the button above doesn't work, copy and paste the following link into your browser

[https://beccaschooldemo.parentapps-connect.co.uk/web/activate?email=harry%40parentapps.co.uk&unique\\_id=jz8LJk5s](https://beccaschooldemo.parentapps-connect.co.uk/web/activate?email=harry%40parentapps.co.uk&unique_id=jz8LJk5s)

Should you need to enter it, your personal invite code is: **jz8LJk5s**

**GET IT ON Google Play** **Download on the App Store**

**Website:** [www.parentapps.co.uk](http://www.parentapps.co.uk)

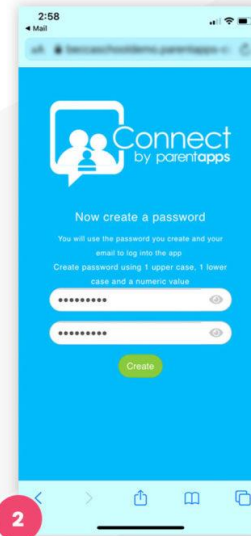
**Email:** [support@parentapps.co.uk](mailto:support@parentapps.co.uk)

© ParentApps Connect. All rights reserved.




1

Click 'Activate'



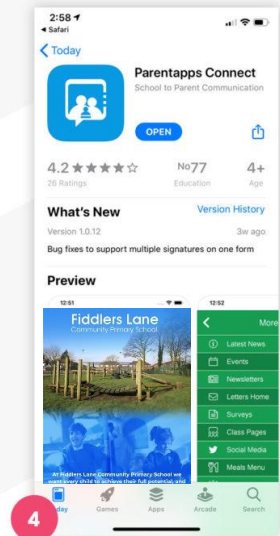
2

Create a Password



3

Your Account is Active



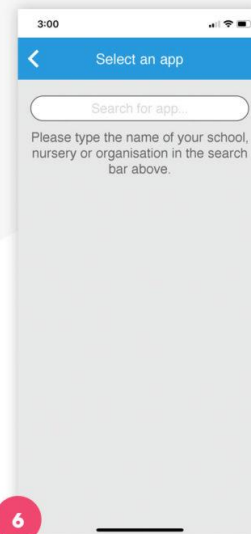
4

Download PA Connect



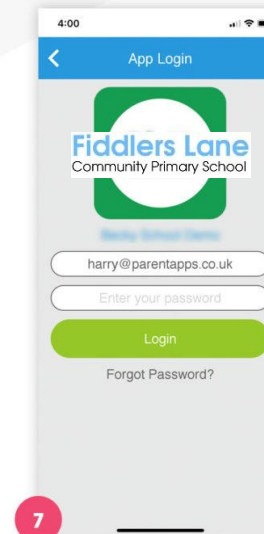
5

Click 'Login'



6

Search For Your School



7

Login Using Your Details



8

You Are Now Logged In!