



ParentPay

Meal Manager

at

Fiddlers Lane

Community Primary School



Fiddlers Lane

Community Primary School

Fiddlers Lane, Irlam, Manchester M44 6QE www.fiddlerslaneprimaryschool.com

Telephone: 0161 921 1700 Headteacher: Ms S Cooper BSc (Hons) PGCE

fiddlerslane.primaryschool@salford.gov.uk

Dear Parents and Carers,

We would like to introduce our online Meal Management System. This system will enable you to [pre-order meals with your child at home](#). It is integrated with your existing **ParentPay** account, and so there is **no additional log in** or set up required. If you are yet to activate your ParentPay account, please contact Mrs Lax or Mrs Pendlebury in the office.

To order your child's meals, log into ParentPay and click on the **Book Meals and Places** button. Then **Make or View Booking** where the menu choices will be displayed and you can select your child's meal choices. Once you have made the selections, click **Confirm Bookings** and pay. It's that simple! A detailed guide is included in this booklet. Meals need to be pre-ordered, as you will not be able to order online on the day. You are encouraged to order in advance using this system and you can order up to a term in advance.

If you forget to order a meal at home, children will still be able to make dinner selections during registration.

Pupils in Reception, Year 1 or Year 2 that receive Universal Free School meals **and** pupils who are entitled to Benefit related Free School Meals still need to make their selections and confirm bookings in the same way as above. You will not be charged.

Along with the new Meal Management System, we are also introducing a **brand new menu**. We are pleased to be able to bring back our 3 week rotating menu, full of healthy and nutritious dinners.

These exciting changes are coming into effect when we return from Half Term, on **8th June**. Please ensure you have chosen your meal options before then.

If you have any questions, please do not hesitate to contact us.

Kind regards

The Office Team



Spring 2022 Menu - Week 1

| | Monday | Tuesday | Wednesday | Thursday | Friday |
|----------------------|---|---|--|---|--|
| Red Choice | Cheese & Tomato Pizza or Pepperoni Pizza Chips Beans or Salad | Chicken Burger in a bun Chips Baked Beans/Spaghetti Hoops or Salad | Sausage & Mash Mixed Vegetables Gravy (Vegetarian Sausage available) | Chicken Curry Rice Naan Bread | Fish & Chips, Mushy Peas |
| Purple Choice | Tomato & Vegetable Pasta Bake Garlic Bread | Veggie Fingers Chips Baked Beans/Spaghetti Hoops or Salad | Cheese Whirls Mashed Potato Baked Beans | Quiche ½ jacket Baked Beans or Salad | Veggie Burger Chips Beans or Salad |
| Green Choice | Jackets fillings | Jackets fillings | Jackets fillings | Jackets fillings | Jackets fillings |
| Blue Choice | Sandwiches Salad | Sandwiches Salad | Sandwiches Salad | Sandwiches Salad | Sandwiches Salad |
| Desserts | Sponge Pudding & Custard | Selection of desserts | Selection of desserts | Selection of desserts | Selection of desserts |
| Desserts | Fresh Fruit Yoghurt | Fresh Fruit Yoghurt | Fresh Fruit Yoghurt | Fresh Fruit Yoghurt | Fresh Fruit Yoghurt |

Spring 2022 Menu - Week 2

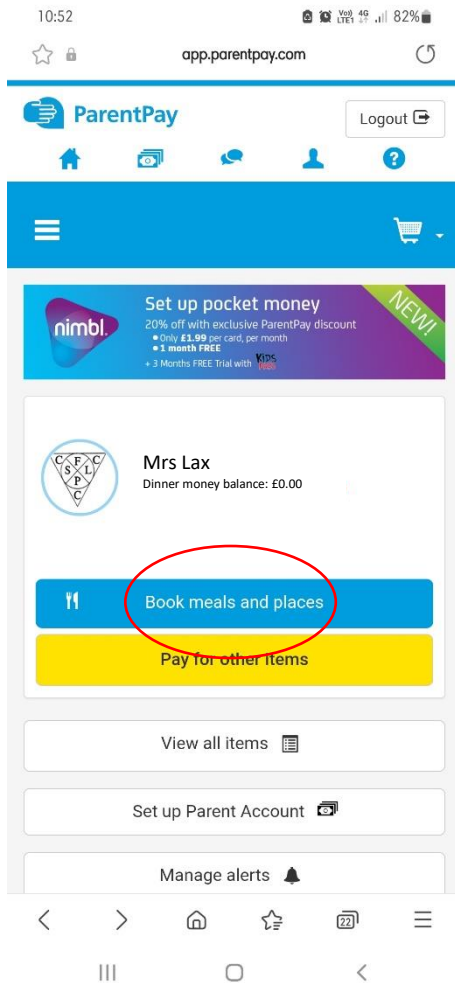
| | Monday | Tuesday | Wednesday | Thursday | Friday |
|----------------------|---|---|--|--|---|
| Red Choice | Chicken Tikka Masala Rice Naan Bread | Beef Burger in a bun Chips Baked Beans MeatFree Burger available | Chicken Dinner Mashed Potatoes Seasonal Vegetables Yorkshire Pudding Gravy | Pasta Bolognese (Beef) Crusty Bread | Fish Fingers, Herby Potatoes Peas & Sweetcorn |
| Purple Choice | Quorn Sausage Pasta Bake Crusty Bread | Sausage, Chips Baked Beans or Spaghetti Hoops | Broccoli & Cauliflower Pasta Bake | Veggie Fingers Spicy Wedges Peas & Sweetcorn | Cheese Omelette Herby Potatoes Peas & Sweetcorn |
| Green Choice | Jackets fillings | Jackets fillings | Jackets fillings | Jackets fillings | Jackets fillings |
| Blue Choice | Sandwiches Salad | Sandwiches Salad | Sandwiches Salad | Sandwiches Salad | Sandwiches Salad |
| Desserts | Sponge Pudding & Custard | Selection of desserts | Selection of desserts | Selection of desserts | Selection of desserts |
| Desserts | Fresh Fruit Yoghurt | Fresh Fruit Yoghurt | Fresh Fruit Yoghurt | Fresh Fruit Yoghurt | Fresh Fruit Yoghurt |

Spring 2022 Menu - Week 3

| | Monday | Tuesday | Wednesday | Thursday | Friday |
|----------------------|---|--|---|--|--|
| Red Choice | Meat Balls Pasta Garlic Bread (Veggie Balls Available) | Meat Pie Roast Potatoes Mixed Vegetables | Cheese & Tomato Pizza or Pepperoni Pizza Chips Beans or Salad | Lasagne Salad Garlic Bread | Chicken Nuggets Chips Beans or Salad |
| Purple Choice | <u>Burrito Bowl</u> Beef Chilli Rice Half wrap | Macaroni Cheese Crusty Bread | Quorn Bolognese Garlic Bread | Cheese & Veg Plait ½ jacket Beans or Salad | Veggie Fingers Chips Beans |
| Green Choice | Jackets fillings | Jackets fillings | Jackets fillings | Jackets fillings | Jackets fillings |
| Blue Choice | Sandwiches Salad | Sandwiches Salad | Sandwiches Salad | Sandwiches Salad | Sandwiches Salad |
| Desserts | Selection of desserts | Selection of desserts | Chocolate sponge & pink sauce | Selection of desserts | Selection of desserts |
| Desserts | Fresh Fruit Yoghurt | Fresh Fruit Yoghurt | Fresh Fruit Yoghurt | Fresh Fruit Yoghurt | Fresh Fruit Yoghurt |

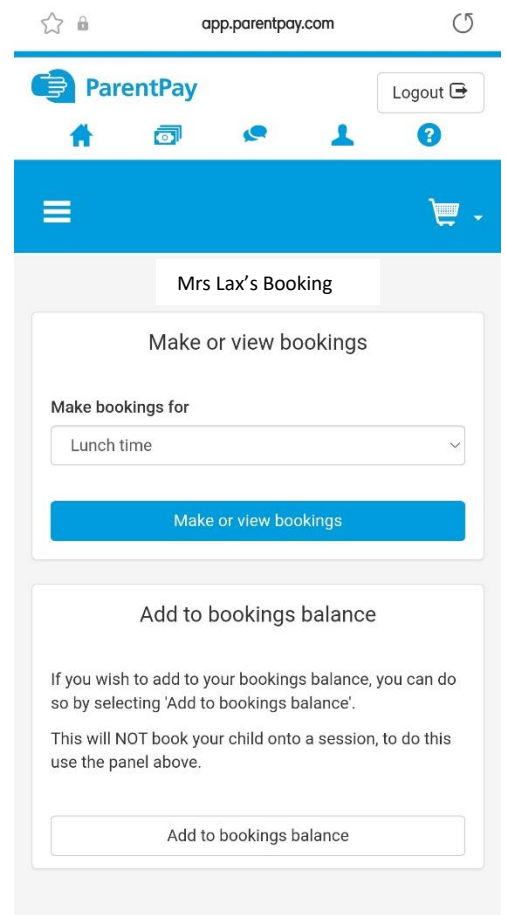
ParentPay Meal Manager

How to select meal choices from your device at home



Log in to your ParentPay account and click on the **Book meals and places** box under the child you would like to book meals for.

Ensure the **Make booking for** drop down box is set to **Lunchtime** then click **Make or View Bookings**

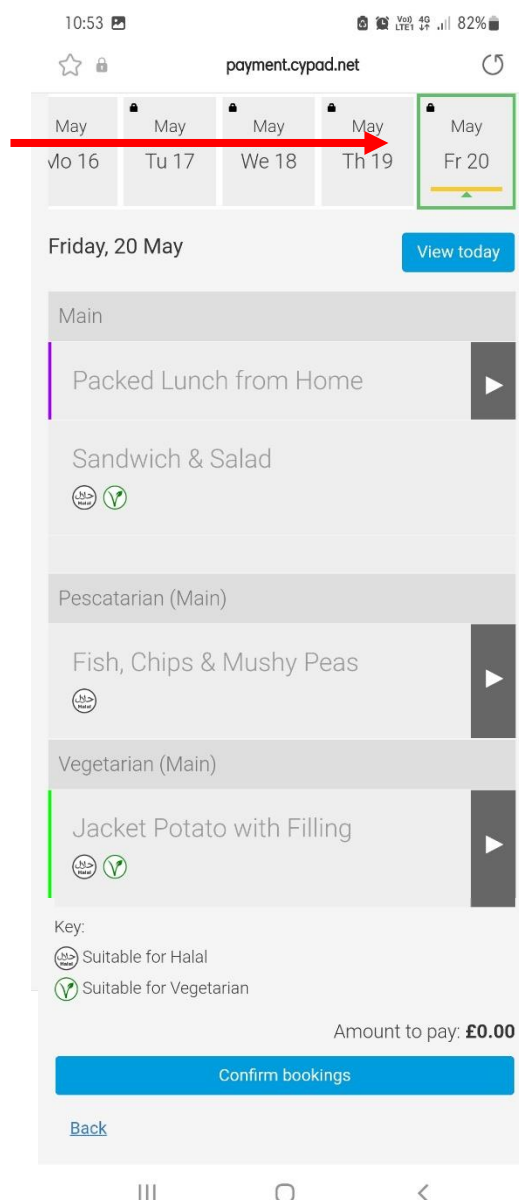


This will take you through to the Menu screen where you can **select the meals** for your child. You can navigate through the **available weeks** by sliding the dates across to select meals in advance.

You are unable to select meals for the **previous days** and for the **current day**.

Once you have made the selections you must click **Confirm Bookings** in the bottom right corner.

If your child is UIFSM or FSM you will **still need to follow through to payment screen**, however **no payment will be taken** from your account.



If you would like to view the pre-selections you have made, you will need to go back through Step 1 & 2 to the menu screen. You will see an option to **Download Meal Selection Report**, click this option and open the downloaded PDF file. This will show you all selections you have made for your child over the coming weeks. You can print this out and stick it on your fridge to remind yourself/your child what meal choice they are having on each day.